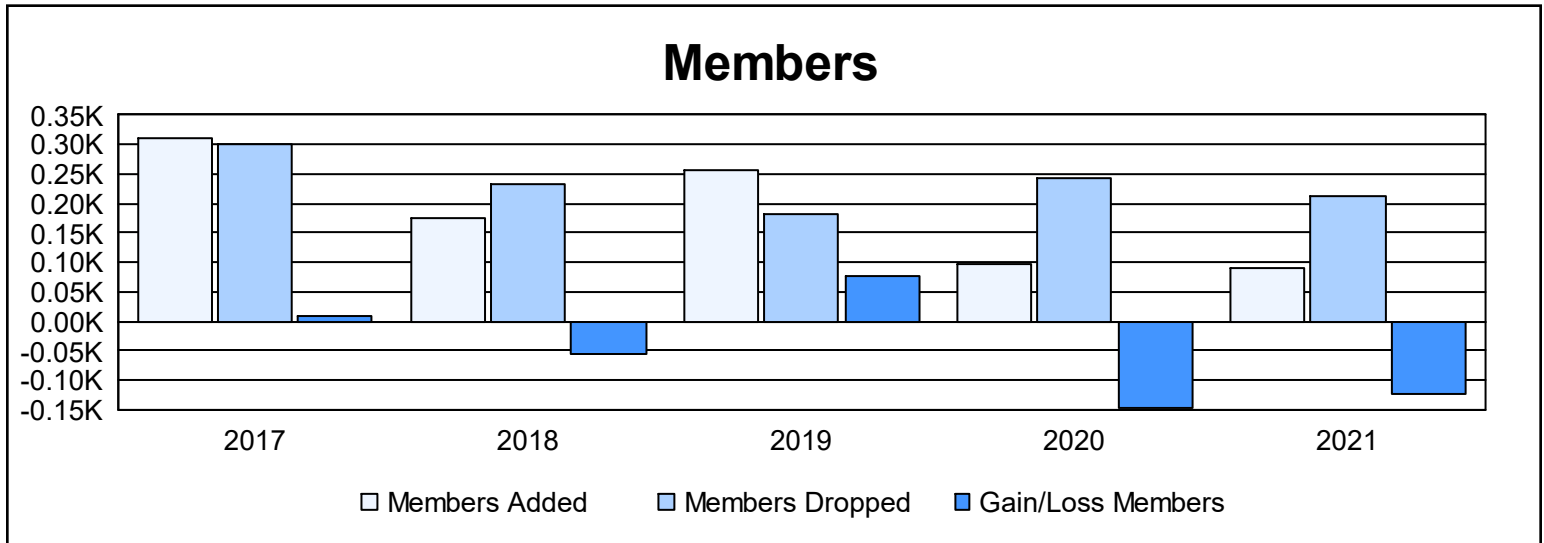
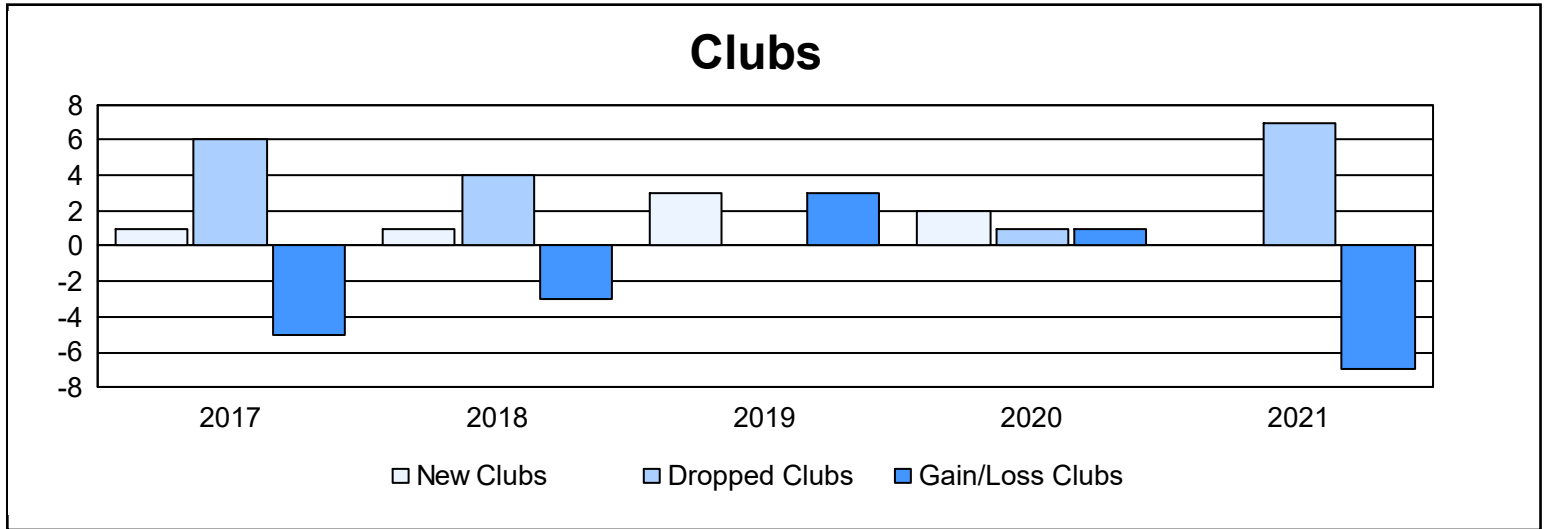
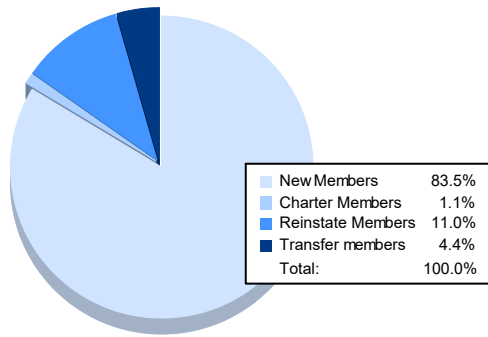


Year	New Clubs	Dropped Clubs	Gain/ Loss Clubs	New Members	Charter Members	Reinstate Members	Transfer Members	Total Member Added	Total Members Dropped	Gain/ Loss Members
2016-2017	1	6	-5	242	48	11	10	311	302	9
2017-2018	1	4	-3	147	22	6	0	175	232	-57
2018-2019	3	0	3	185	63	8	2	258	181	77
2019-2020	2	1	1	26	57	13	0	96	243	-147
2020-2021	0	7	-7	76	1	10	4	91	213	-122
<b>Average</b>	<b>1</b>	<b>4</b>	<b>-2</b>	<b>135</b>	<b>38</b>	<b>10</b>	<b>3</b>	<b>186</b>	<b>234</b>	<b>-48</b>



### Membership Composition June 2021 Cumulative



### Gender Composition June 2021 Cumulative

